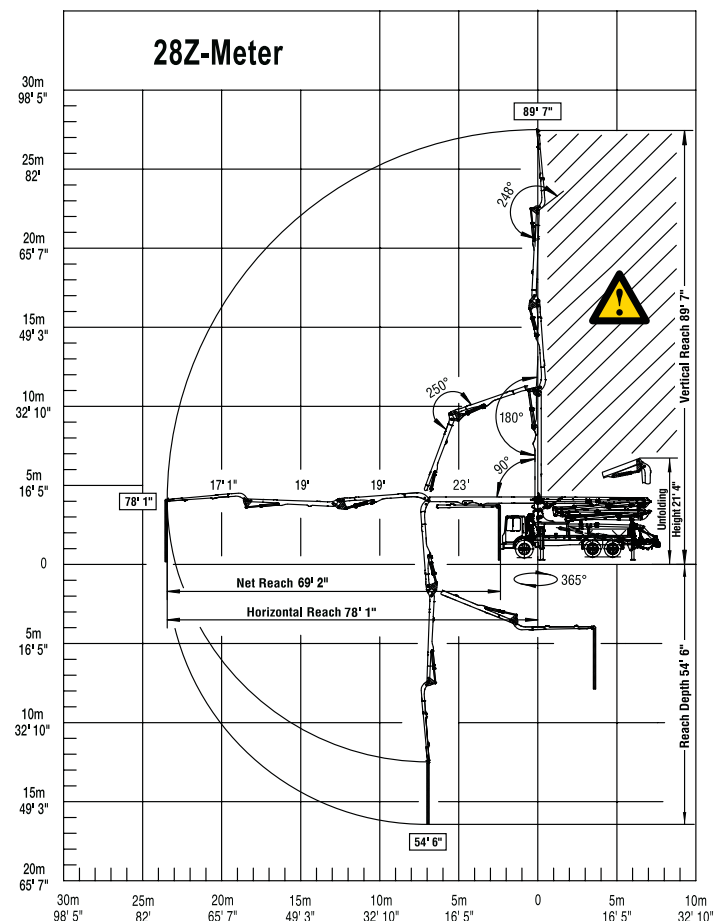
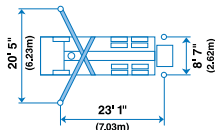


### Range Diagram



End hose not to be operated in caution area.

Photos and drawings are for illustrative purposes only. For available options, please refer to price list.



# Putzmeister

Putzmeister America, Inc. Telephone (262) 886-3200  
 1733 90th Street (800) 884-7210  
 Sturtevant, WI 53177 USA Facsimile (262) 884-6338  
 www.putzmeister.com



12

Authorized Distributor

## 28Z-Meter Truck-Mounted Specifications

Based on Model MACK MRU 613 with 12L pump cell

Length	33' 1"	(10.08m)
Width	8' 2"	(2.50m)
Height	12' 7"	(3.84m)
Wheelbase	195"	(4,953mm)
Front axle weight	15,776 lbs	(7,156kg)
Rear axle weight	29,524 lbs	(13,392kg)
Approx. total weight	45,300 lbs	(20,548kg)

Weights are approximate and include pump, boom, truck, full hydraulic oil, driver and some fuel. Varies with options selected.

Dimensions will vary with different truck makes, models and specifications.

### Boom Specifications • Multi-Z Design

Height & Reach		
Vertical reach	89' 7"	(27.31m)
Horizontal reach	78' 1"	(23.80m)
Reach from front of truck*	69' 2"	(21.08m)
Reach depth	54' 6"	(16.61m)
Unfolding height	21' 4"	(6.50m)

4-Section Boom		
1st section articulation	90°	
2nd section articulation	180°	
3rd section articulation	250°	
4th section articulation	248°	
1st section length	23'	(7.00m)
2nd section length	19'	(5.80m)
3rd section length	19'	(5.80m)
4th section length	17' 1"	(5.20m)

General Specs		
Pipeline size (ID) metric ends	5"	(125mm)
Rotation	365°	
End hose — length**	10'	(3.00m)
End hose — diameter	5"	(125mm)
Outrigger spread L-R — front telescope diagonally and extend down	20' 5"	(6.23m)
Outrigger spread L-R — rear extend down	8' 7"	(2.62m)

Pump Specifications†		28Z.12L	28Z.16H
Output — rod side	142 yd <sup>3</sup> /hr (109m <sup>3</sup> /hr)	210 yd <sup>3</sup> /hr (160m <sup>3</sup> /hr)	
piston side	85 yd <sup>3</sup> /hr (65m <sup>3</sup> /hr)	146 yd <sup>3</sup> /hr (112m <sup>3</sup> /hr)	
Pressure — rod side	1015 psi (70 bar)	1233 psi (85 bar)	
piston side	1624 psi (112 bar) •	1885 psi (130 bar) •	
Material cylinder diameter	9" (230mm)	9" (230mm)	
Stroke length	83" (2100mm)	83" (2100mm)	
Max strokes per minute — rod side	21	31	
piston side	13	21	
Volume control	0-Full	0-Full	
Vibrator	Standard	Standard	
Hard-chromed material cylinder	Standard	Standard	
Hydraulic system	Free Flow	Free Flow	
Hydraulic system pressure	5075 psi (350 bar)	5075 psi (350 bar)	
Differential cylinder diameter	5.1" (130mm)	5.5" (140mm)	
Rod diameter	3.1" (80mm)	3.1" (80mm)	
Maximum size aggregate	2.5" (63mm)	2.5" (63mm)	
Water tank	185 gal (700L)	185 gal (700L)	

Maximum theoretical values listed

• Standard delivery line system rated at max line pressure of 1233 psi (85 bar)

\* Applies to units mounted on PMA stock truck — MACK MRU 613

\*\* Please follow the end hose weight guidelines listed in the operators manual.

† .09 pump cell also available.

# Putzmeister BOOM PUMP ADVANTAGE



## Rack and Pinion Slewing

The 28Z-Meter boom features a simple mechanical rack and pinion design for improved weight distribution and easy maintenance. Putting the pump closer to the cab, rack and pinion slewing offers greater reach than rotation bearings on lighter weight models. Specially designed teeth in the system offer smooth rotation and prevent backlash in the swing gears.



## Better Boom Design

Lighter and more resilient, Putzmeister's "smart design" boom incorporates welding seams below the edge of maximum stress. The boom is engineered to offer the flexibility to adapt to different loads and features more straight pipe for a less stressful concrete flow and longer wear on parts. The Multi-Z configuration handles space restrictive areas and can pump even if the boom is not fully extended.



## Convenience and Control

The Frequency Hopping system on the standard HBC proportional radio remote ensures minimal interference with other frequency transmitters. Radiomatic Power Boost further enhances reception quality with a 50-100% increase in signal power. A fully proportional cable remote is also standard. Unlike other remote control systems, the radio and cable remote systems are completely independent, offering redundancies to ensure complete proportional operation with either the radio or cable remote in the event of a problem.

# 28Z-Meter

## Truck-Mounted Concrete Boom Pump Standard Features

### Boom

- 89' 7" (27.31m) vertical reach
- Versatile four-section Multi-Z boom
- Manual lubrication
- Integrated work lights
- Efficiently maneuver and place concrete in hard to reach places

### Delivery Line

- Equipped with 5" (125mm) twin-pipe delivery line on all boom sections providing efficient concrete delivery
- Easy 500 twin-pipe deck pipe with 900 turret elbow
- Esser lift-out brackets for simple delivery line replacement
- Standardized elbows and straight pipe sections
- Common component availability and easy replacement

### Boom Operation and Control

- Fully proportional HBC radio remote
- Smooth and precise boom positioning at greater distances
- Fully proportional cable remote with 130' (40m) cable
- Gauge Port Central (GPC)
- Modular Boom Control (MBC)
- 24V control box
- Operator Supervision Warning System (OSWS)

### Pedestal

- Rack and pinion slewing system for better weight distribution, smoother boom rotation and the potential for greater net reach
- Fully integrated pedestal design absorbs all forces
- Access openings simplify changing turret pipe
- Easy access large single-suction filter with indicator gauge
- Condensation trap in the hydraulic oil tank for water collection
- Two spacious decks with fold-down side panels for convenient pipe and hose storage
- Manual lubrication
- Side-mounted aluminium toolboxes
- Integrated work lights
- Breakaway rear steps

### Outriggers

- Fully hydraulic outriggers with integral cylinders
- Small outrigger footprint for easy setup in tight areas
- Front outriggers extend diagonally out and down
- Rear outriggers extend down
- Four outrigger pads in two side compartments
- Bubble level indicators

### S-Valve

- Ideal for high pressure applications and harsh mixes
- Hard faced S-Valve
- Gradual 9" to 7" (230 to 180mm) reduction on .12L and .16H pump cells; 8" to 6" (200 to 150mm) reduction on .09 pump cell
- Thick-walled valve construction
- Lasting wear over years of use



### Concrete Pump

- Choose from high pressure or high volume with the same setup
- Free flow hydraulic system for smooth, controllable pumping
- Multi-piece piston cup design
- Hard-chromed material cylinders
- Redundant proximity sensor system with functions indicator
- Fully adjustable volume control for very slow pumping with full concrete pressure and boom speed
- Modular pump control box

### EZ Clean Out RS 907A Hopper

- Large 19.4 cu ft (550L) capacity
- Hard-faced remixer paddles
- Vibrator
- Hinged splash guard covers hopper during transit
- Low hopper height allows easy discharge from a mixer truck
- Automatic lubrication
- Integrated work lights

.09 pump cell is only available with the RS 905A hopper

### Clean Out

- Fast and easy clean out
- 406 psi (28 bar) hydraulically-driven water pump
- Wash out kit and hose
- Integrated 185 gallon (700L) water tank

**Putzmeister**  
**PRO-VANTAGE**  
**WARRANTY PLAN**

The PRO-VANTAGE<sup>®</sup> Warranty Plan extends the coverage on all Putzmeister BSF boom pumps for a total of 36 months or 6,600 hours at no extra charge.

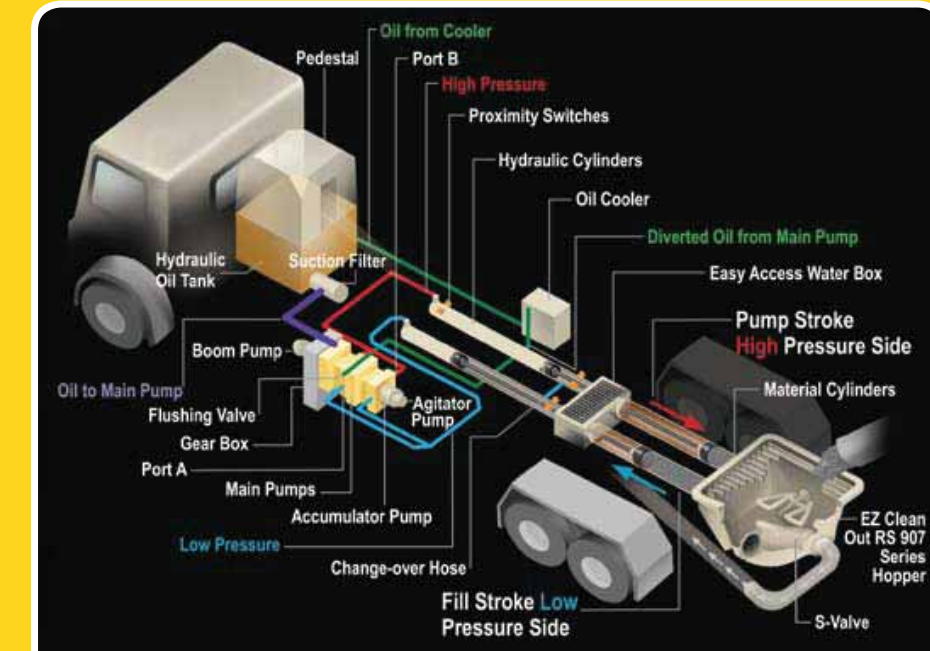
## Smaller Size, Greater Flexibility

Offering fantastic maneuverability, the 28Z-Meter features a low unfolding height and Multi-Z boom design that make negotiating congested job sites effortless. The boom can even unfold inside

a building when necessary. Convenient fold-down side panels offer easy access to deck storage. This model travels easily, sets up quickly and performs reliably pour after pour.

# Putzmeister

## FREE FLOW HYDRAULICS



## Putzmeister Free Flow Hydraulics in a Closed Loop System

The pumps at the heart of Putzmeister's free flow pumping system are bi-directional, variable displacement piston pumps. Depending on stroke, oil flows in a closed loop from either port A or port B on the pump to the hydraulic cylinders.

Depending on the specific pump cell size, up to 20% of the oil leaves the simple closed loop system during each stroke through a flushing valve on the main pump and cycles to a cooler before it returns to the hydraulic oil tank. Removing and cooling only this minimal amount of oil is possible because, unlike an open loop system, the oil flows freely without passing through any unnecessary valves that can generate heat.

The closed loop also requires far less oil to run the system, as a larger reservoir is not necessary to cool all of the oil.

Speed and timing are also critical to superior performance. Quicker and more responsive than a hydraulic signal, the electrical system on a Putzmeister pump minimizes the time it takes to change direction at stroke end.

An electrical signal precisely synchronizes the drive cylinders with the accumulator system that controls the S-Valve in the hopper. Reserved energy stored in a nitrogen bladder is sent as a supercharged blast of oil at precisely the right moment to facilitate a smooth and fast shift of the S-Valve from one position to another.

## Key Advantages of Putzmeister's Free Flow Hydraulics:

- Changes in material in the delivery line are reduced to ensure smooth pumping and a consistent concrete flow.
- There is greater pump output due to the efficient use of all available energy.
- The intelligent design minimizes wear-inducing pressure peaks, increases service life and makes our pumps extremely powerful.
- Rapid change-over of the stroke means higher outputs, a smoother flow of concrete and less boom bounce.